

Luminaire

Code 1640W30APP
 Name Ilio Terra nero lucido - 2700K - APP COMPATIBILE

Measur.

Code FTS1901543
 Name Ilio Terra nero lucido - 2700K - APP COMPATIBILE

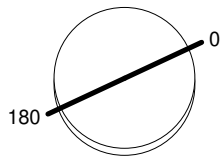
| | | | | | | | |
|---|------------|---|----------------|---|-----------------|---|-----------------|
| Luminaire Flux | 3332.00 lm | Luminaire Power | 45.00 W | Efficacy | 74.04 lm/W | Efficiency | 100.00% |
| Lamps Flux | 3332.00 lm | Maximum value | 418.15 cd/klm | Position | C=0.00 G=180.00 | CG | Rotosymmetrical |
| Round Luminaire Round Luminous Area | | Diam. Diam. | 90 mm 70 mm | Height Height | 1750 mm 0 mm | | |
| Horizontal Luminous Area Emitting area on Plane 0° Emitting area on Plane 90° | | 0.003848 m2 0.000000 m2 0.000000 m2 | | Emitting area on Plane 180° Emitting area on Plane 270° Glare area at 76° | | 0.000000 m2 0.000000 m2 0.000931 m2 | |
| Coordinate system Date Measurement Distance | | CG 12-01-2015 0.00 | | Symmetry Type Maximum Gamma Angle Measurement Flux | | Rotosymmetrical 180 3332.00 lm | |

LED Flux=3808,34lm LED Power=37W Eff=88% EfcLed=103lm/W EfcLum=74lm/W Ra=90 SDCM=2 L70(6K)=36000h

C.I.E. 0 0 0 0 100
 F UTE 1.00 T

D DIN 5040 --
 B NBN --

Diam=90mm



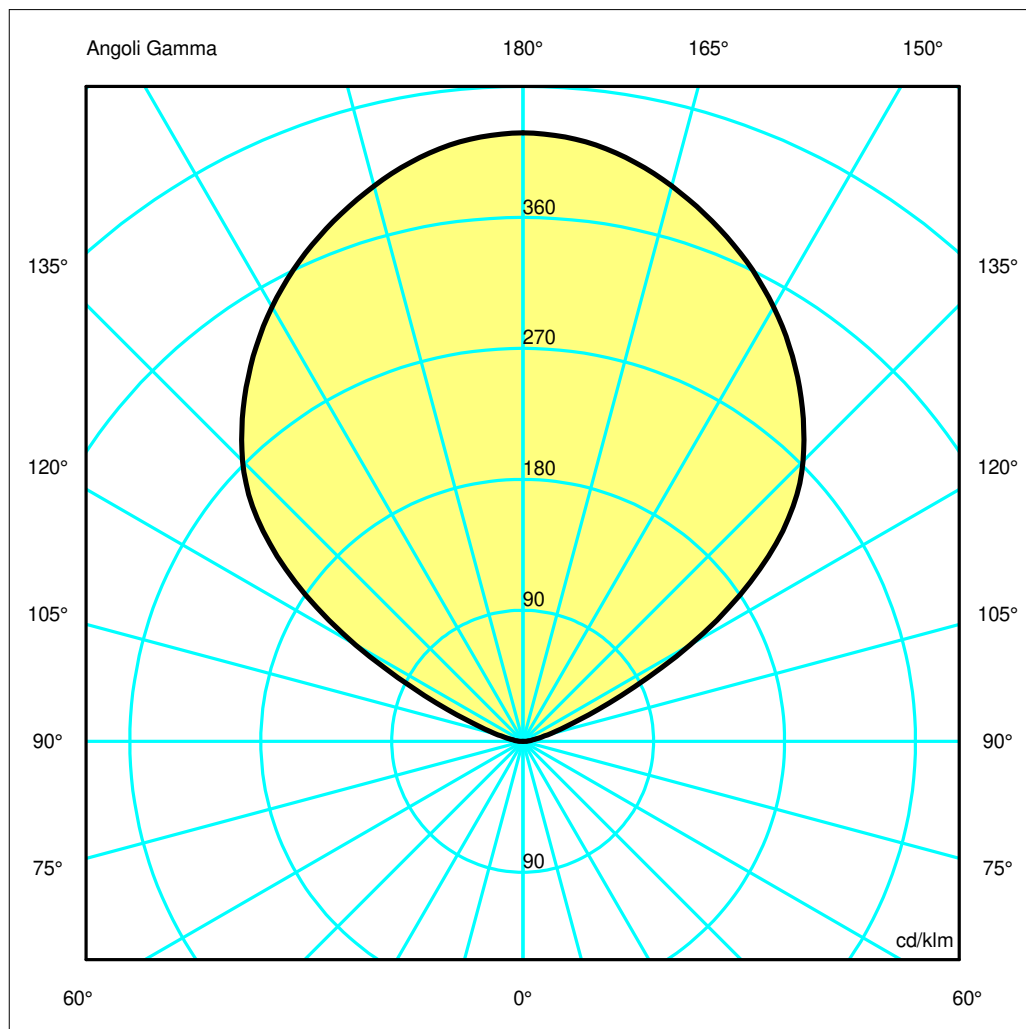
Semipiani C

180.0 ——— 0.0

ULOR100.00 %

DLOR 0.00 %

RN100.00 %



Luminaire

Code 1640W30APP
 Name Illo Terra nero lucido - 2700K - APP COMPATIBILE

Measurement

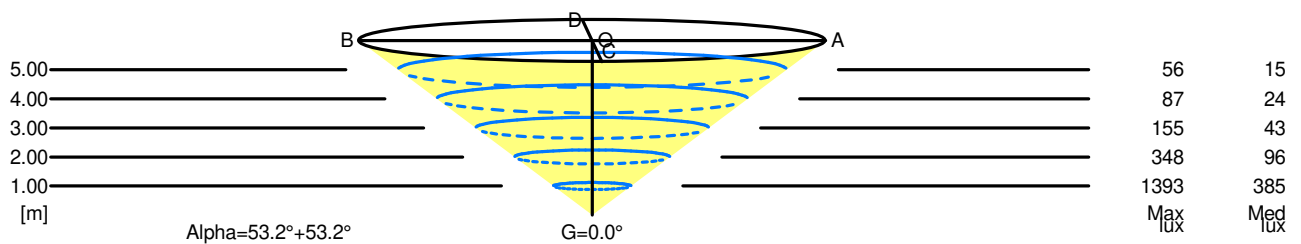
Code FTS1901543
 Name Illo Terra nero lucido - 2700K - APP COMPATIBILE

| | | | | | | | |
|---|-----------------------|---|----------------|---|-----------------|---|-----------------|
| Luminaire Flux | 3332.00 lm | Luminaire Power | 45.00 W | Efficacy | 74.04 lm/W | Efficiency | 100.00% |
| Lamps Flux | 3332.00 lm | Maximum value | 418.15 cd/klm | Position | C=0.00 G=180.00 | CG | Rotosymmetrical |
| Round Luminaire Round Luminous Area | | Diam. Diam. | 90 mm 70 mm | Height Height | 1750 mm 0 mm | | |
| Horizontal Luminous Area Emitting area on Plane 0° Emitting area on Plane 90° | | 0.003848 m2 0.000000 m2 0.000000 m2 | | Emitting area on Plane 180° Emitting area on Plane 270° Glare area at 76° | | 0.000000 m2 0.000000 m2 0.000931 m2 | |
| Coordinate system Date Measurement Distance | | CG 12-01-2015 0.00 | | Symmetry Type Maximum Gamma Angle Measurement Flux | | Rotosymmetrical 180 3332.00 lm | |
| LED Flux=3808,34lm LED Power=37W Eff=88% EfcLed=103lm/W EfcLum=74lm/W Ra=90 SDCM=2 L70(6K)=36000h | | | | | | | |
| C.I.E. F UTE | 0 0 0 0 100 1.00 T | | | D DIN 5040 B NBN | -- -- | | |

Width at 50.00 % of Max Intensity

| | | | | | | | | | | | |
|------|------|------|------|------|------|------|------|------|------|------|------|
| H[m] | 1.00 | 2.00 | 3.00 | 4.00 | 5.00 | H[m] | 1.00 | 2.00 | 3.00 | 4.00 | 5.00 |
| OA | 1.34 | 2.68 | 4.01 | 5.35 | 6.69 | OC | 1.34 | 2.68 | 4.01 | 5.35 | 6.69 |
| OB | 1.34 | 2.68 | 4.01 | 5.35 | 6.69 | OD | 1.34 | 2.68 | 4.01 | 5.35 | 6.69 |

| | | | | | | | | | | |
|----|--------------------------------|---------|---------|---------|---------|--------|--------|--------|-------|-------|
| | Luminous Intensities [cd/klm] | | | | | | | | | |
| | 0 | 5 | 15 | 25 | 35 | 45 | 55 | 65 | 75 | 85 |
| OA | 1393.27 | 1384.41 | 1316.59 | 1212.34 | 1076.38 | 907.31 | 635.84 | 248.86 | 58.71 | 11.99 |
| OB | 1393.27 | 1384.41 | 1316.59 | 1212.34 | 1076.38 | 907.31 | 635.84 | 248.86 | 58.71 | 11.99 |
| OC | 1393.27 | 1384.41 | 1316.59 | 1212.34 | 1076.38 | 907.31 | 635.84 | 248.86 | 58.71 | 11.99 |
| OD | 1393.27 | 1384.41 | 1316.59 | 1212.34 | 1076.38 | 907.31 | 635.84 | 248.86 | 58.71 | 11.99 |



| | | | | | | |
|------|-------|---------|---------|-------------------|-------|--|
| 5.00 | 13.38 | 56 | 15 | | | |
| 4.00 | 10.71 | 87 | 24 | | | |
| 3.00 | 8.03 | 155 | 43 | | | |
| 2.00 | 5.35 | 348 | 96 | | | |
| 1.00 | 2.68 | 1393 | 385 | | | |
| H[m] | D[m] | Max lux | Med lux | Alpha=53.2°+53.2° | G=0.0 | |